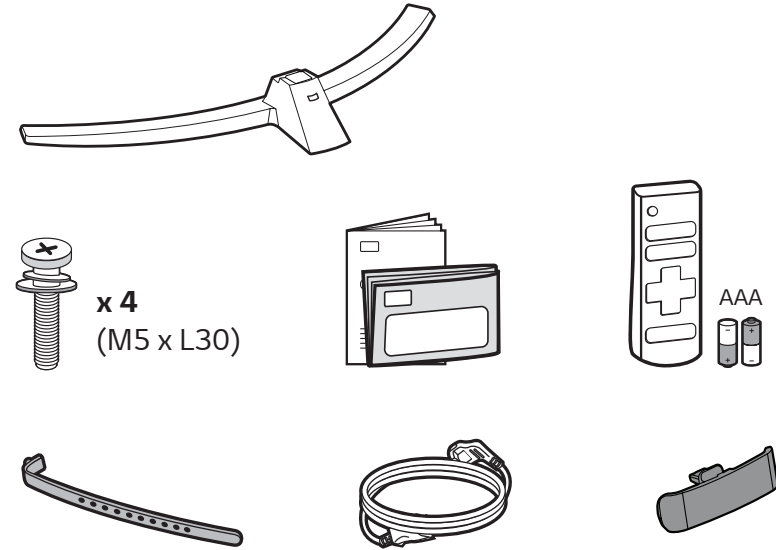





(1903-REV01)
Printed in Korea

50UM7400PUA
55UM7400PUA
65UM7400PUA

www.lg.com



ENGLISH Read **Safety and Reference**.

ESPAÑOL Leer **Seguridad y Consultas**.

FRANÇAIS Lisez **Sécurité et références**.

ENGLISH

Easy Setup Guide

Please read this manual carefully before operating your set and retain it for future reference.

ESPAÑOL

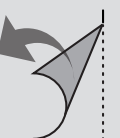
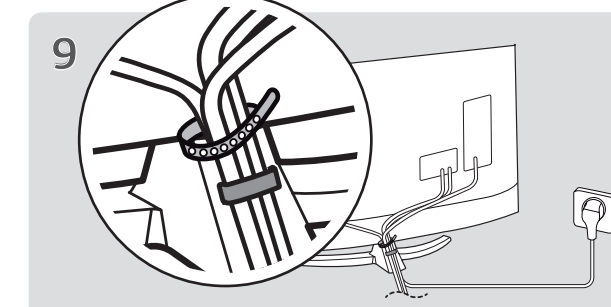
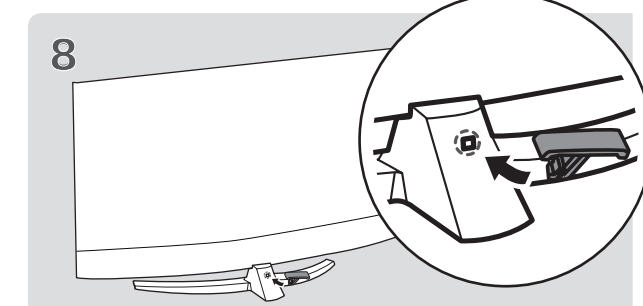
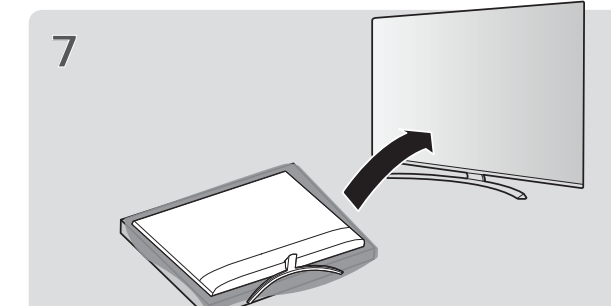


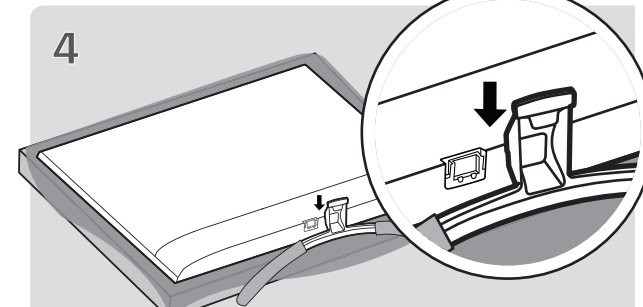

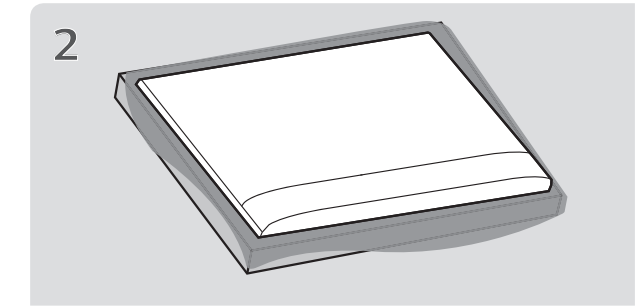
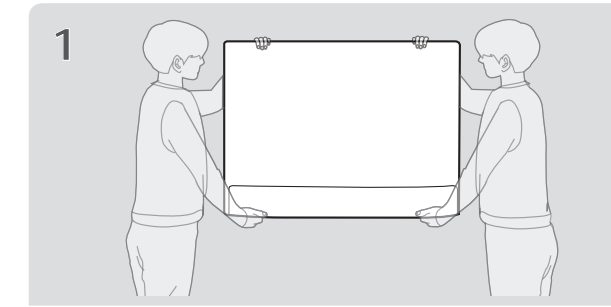
Guía Rápida de Configuración


Lea atentamente este manual antes de poner en marcha el equipo y consérvelo para futuras consultas.

FRANÇAIS

Guide de configuration rapide

Avant d'utiliser l'appareil, veuillez lire attentivement ce manuel et le conserver pour pouvoir vous y reporter ultérieurement.



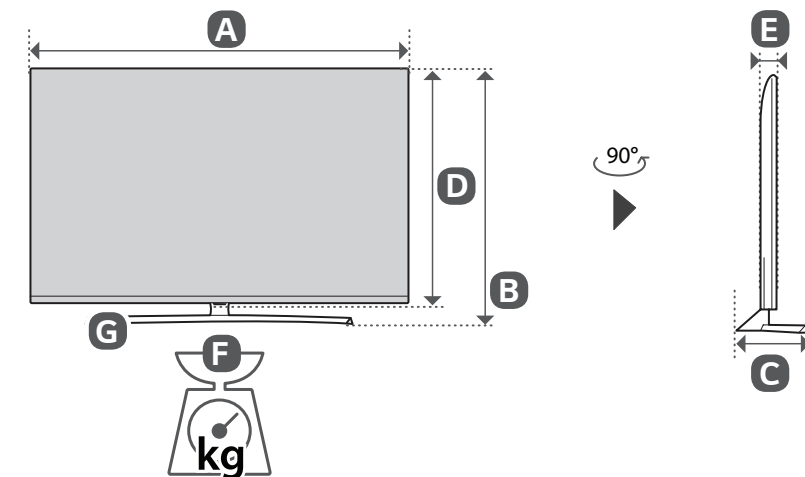
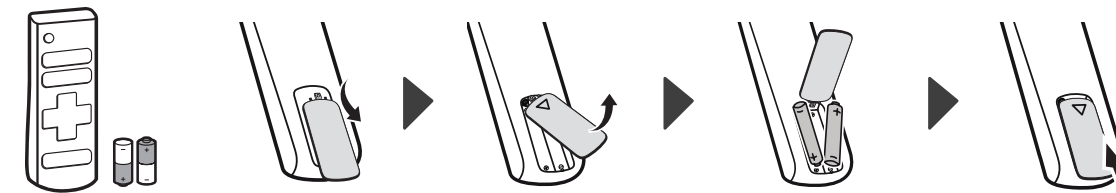
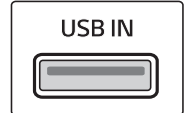
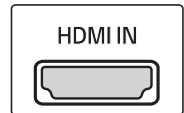
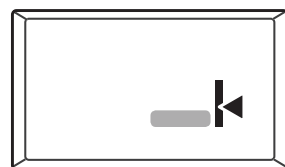
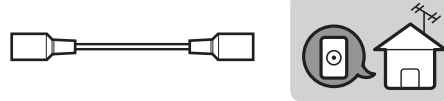
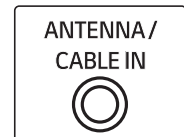
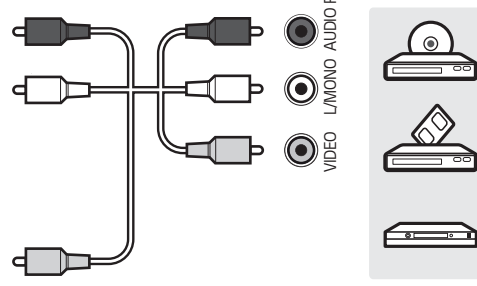
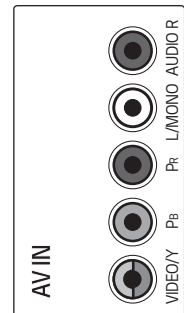
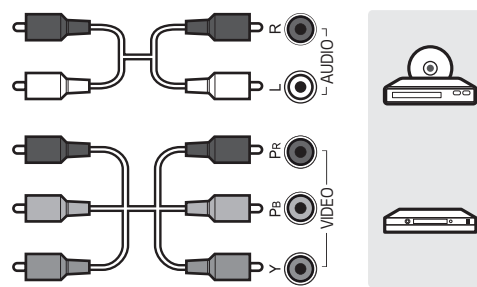
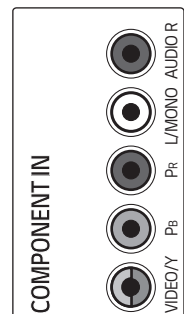
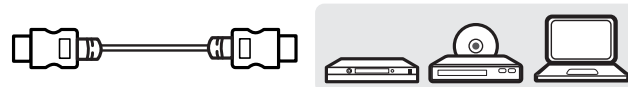
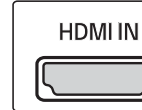
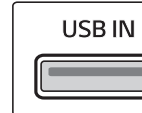
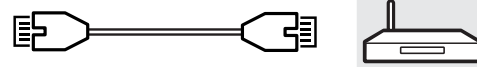
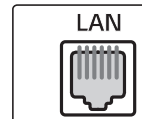


www.lg.com/us/support

ENGLISH
Easy TV Connect Guide (Animation)

ESPAÑOL
Guía Rápida de Conexión del
televisor
(Sólo en Inglés)

FRANÇAIS
Guide simplifié pour la connexion
du téléviseur
(Offert en anglais seulement)



A B C D E : mm (inches / pulgadas / po)
F G : kg (lbs / libras / lb)

MODELS MODELOS MODÈLES															Power consumption	
															Consumo de potencia	
															Consommation électrique	
	A		B		C		D		E		F		F-G			
50UM7400PUA	1,130 (44.4)	1 130 (44,4)	728 (28.6)	728 (28,6)	260 (10.2)	260 (10,2)	663 (26.1)	663 (26,1)	86.3 (3.3)	86,3 (3,3)	12.5 (27.5)	12,5 (27,5)	11.5 (25.3)	11,5 (25,3)	135 W	
55UM7400PUA	1,244 (48.9)	1 244 (48,9)	791 (31.1)	791 (31,1)	260 (10.2)	260 (10,2)	726 (28.5)	726 (28,5)	87.1 (3.4)	87,1 (3,4)	15.6 (34.3)	15,6 (34,3)	14.6 (32.1)	14,6 (32,1)	160 W	
65UM7400PUA	1,463 (57.5)	1 463 (57,5)	914 (35.9)	914 (35,9)	340 (13.3)	340 (13,3)	850 (33.4)	850 (33,4)	87.8 (3.4)	87,8 (3,4)	22.4 (49.3)	22,4 (49,3)	21.4 (47.1)	21,4 (47,1)	195 W	
Power requirement / Alimentación requerida / Alimentation										AC 120 V ~ 50 / 60 Hz						